
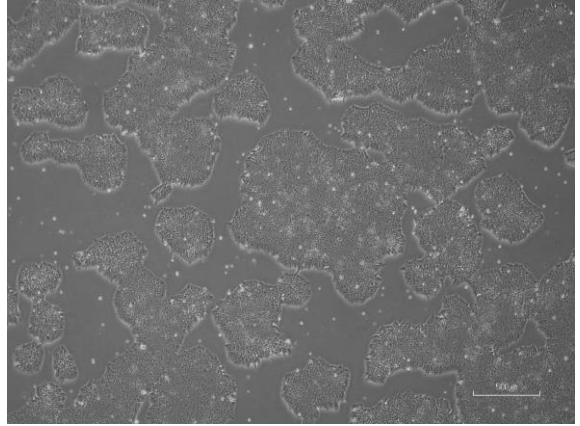


【 cira-jk-0083 】 Morphology of iPSC colonies


cira-jk-0083-A: passage-3




cira-jk-0083-B: passage-3



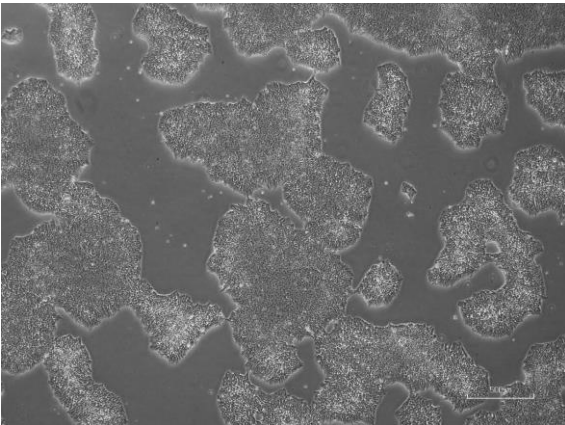
cira-jk-0083-C: passage-3



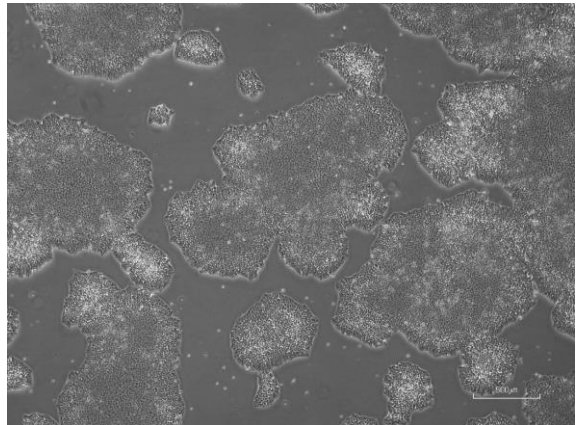
cira-jk-0083-D: passage-3



cira-jk-0083-E: passage-3



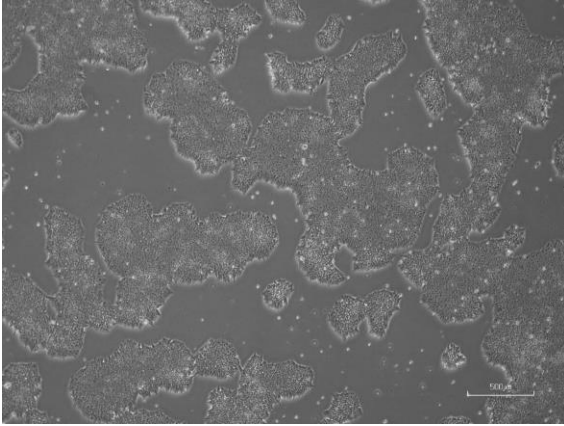
cira-jk-0083-F: passage-3



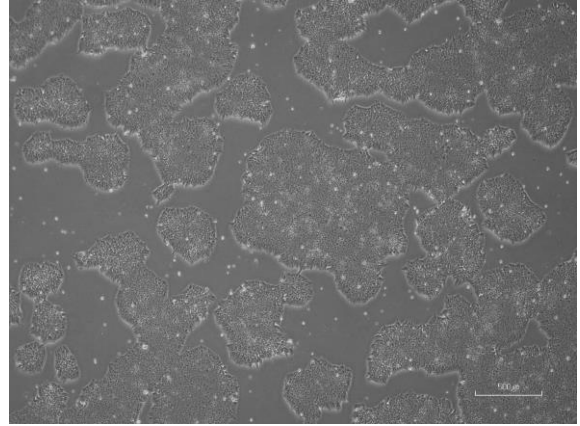
(All images were captured at 4x magnification)

【 CiRA-jk-0083 】 Morphology of iPSC colonies


cira-jk-0083-A: passage-3




cira-jk-0083-B: passage-3



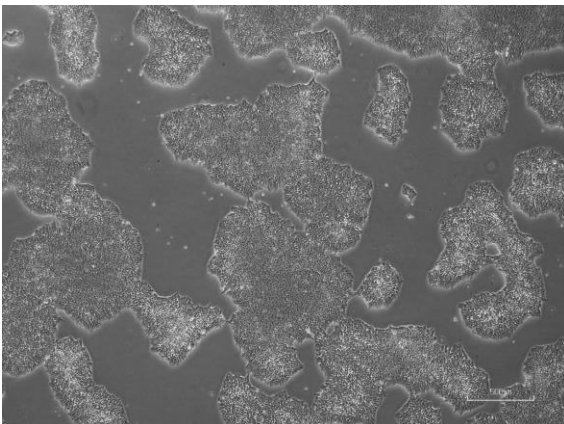
cira-jk-0083-C: passage-3



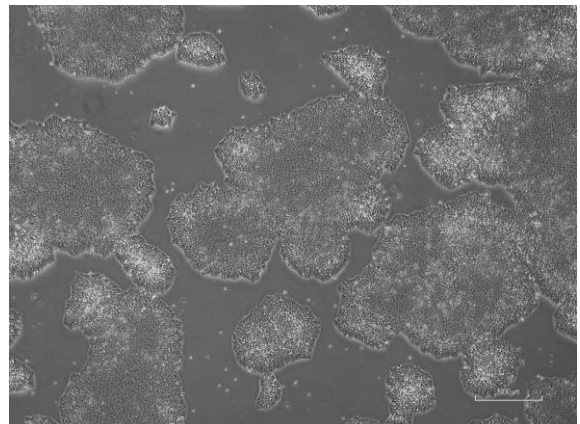
cira-jk-0083-D: passage-3



cira-jk-0083-E: passage-3



cira-jk-0083-F: passage-3



(All images were captured at 4x magnification)